



***American Peony Society  
Peony Photo Contest and Virtual Show***

**“If Wishes Were Peonies”**

- **Submissions to Website: May 15 to August 1, 2021**
  - **Viewing: APS Website - continuous**
  - **Judging: August 15 – August 31, 2021**
- **Awards and Court of Honor Announcements– September 10, 2021**

**Table of Contents**

General Rules for the Virtual Show.....	<a href="#">Page 2</a>
Image Requirements Details.....	<a href="#">Page 3</a>
About File Names...Easy as 1 – 2 – 3.....	<a href="#">Page 4</a>
Class Description Details.....	<a href="#">Page 5</a>
Awards and Honors.....	<a href="#">Page 6</a>

Please note this document appears rather complicated, but in reality it is not extremely difficult to submit photos to the contest. The information is supplied as a reference and is provided to answer almost all questions which might come to mind.

# American Peony Society Virtual Show

May 15 – September 10, 2021

APS Website: <https://americanpeonysociety.org/news-events/if-wishes-were-peonies/virtual-flower-show/>

Cate Crawford & Nick Maycher Exhibition Co-Chairs

## **General Rules**

- All images are peony related and may be taken indoors or outdoors, where applicable.
- Images should not have been displayed in public on any platform or publication before or during the show.
- Images are Member's own work (produced from your own camera and computer); use of other's images is prohibited due to copyright laws.
- Up to 3 images may be entered in each **Class**, per member (total of 10 Classes=30 images possible)
- Images are to be formatted per "Image Requirement Details" before submission to the Virtual Exhibition
- Image file submission is open to any APS Member through the APS Member Portal. Login to the Member Portal>>"If Wishes...>>Virtual Show>>Submit Show Images. Use Upload Utility (its easy!) or with this link: [Show Image Entry](#)
- Images may be submitted beginning 12:00 noon CDT May 15, 2021 and ending 12:00 noon CDT, August 1, 2021
- Image entries are final upon submission and may not be modified or replaced by the entrant
- **No** children or people are allowed in submitted images due to liability issues
- Images are to be free of imbedded text, time marks and other non-peony related insertions
- Participants retain all legal rights to their photos, but grant APS a royalty-free nonexclusive license to use and reproduce the submitted photographic image(s) solely for use in APS related publications and for educational and promotional purposes. The photographer will be given credit for the photograph if used in The Bulletin, but not in public (non-member) applications. Please keep high resolution images on your computer or other device as APS may contact you in the future for use of a higher resolution file.
- APS reserves the right to modify the image size and resolution for placement in the exhibition or for future uses
- The Show Committee has the right to place photos in the most appropriate Class, or to refuse displaying a photo altogether without notification

## Image Requirement Details

<b>Class:</b> <b>A: Cultivars (registered)</b>		
Image Ratio	Resolution	File name
<b>Any is fine</b> , but the website upload utility will automatically resize the width to 500px for show purposes.	<b>Equal to or larger than a 500px height and 500px width.</b> Smaller sizes will not be posted for entry.	Assign the <b>cultivar name</b> as seen in the <a href="#">Peony Registry</a> ; followed by three dots ... ; followed by a <b>Nickname</b> of your choice. See <a href="#">Class Description Details</a> and <a href="#">About Files Names</a> .
<b>Class:</b> <b>B: Arrangements and Bouquets</b> <b>C: Full Plant</b> <b>D: Garden</b> <b>E: Human Interest</b> <b>F: Artistic</b> <b>G: Outside the Box</b> <b>I: <sup>1</sup>Classic Covers</b> (see footnote)		
Image Ratio	Resolution	File name
<b>Any is fine</b> , but the website upload utility will automatically resize the width to 500px for show purposes.	<b>Equal to or larger than a 500px height and 500px width.</b> Smaller sizes will not be posted for entry.	Assign a <b>title</b> of your choice; followed by three dots ... ; followed by a <b>Nickname</b> of your choice. See <a href="#">Class Description Details</a> and <a href="#">About Files Names</a> .
<b>Class:</b> <b>H: Seedlings</b>		
Image Ratio	Resolution	File name
<b>Any is fine</b> , but the website upload utility will automatically resize the width to 500px for show purposes.	<b>Equal to or larger than a 500px height and 500px width.</b> Smaller sizes will not be posted for entry.	Assign an identifying <b>number</b> or <b>garden name</b> or <b>code</b> ; followed by three dots ... ; followed by a <b>Nickname</b> of your choice. See <a href="#">Class Description Details</a> and <a href="#">About Files Names</a> .

Please save an original image on your local device with full file size and resolution in the case APS would ask to use it for a publication or for website purposes. Show managers may ask you in the future for original files for use in a show article in the APS Bulletin.

## About File Names...Easy as 1 – 2 – 3

<sup>1</sup> Classic Covers should be higher than wide if possible, as might be seen on the cover of the Bulletin.

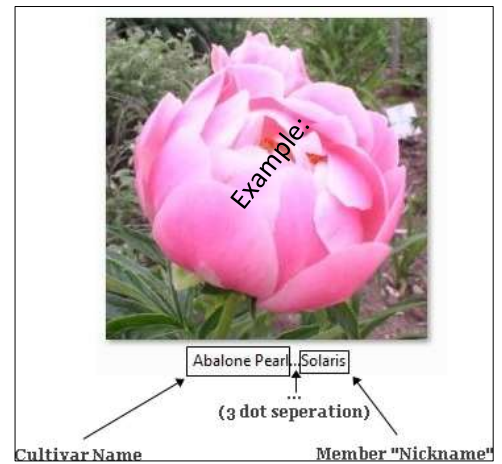


Before submitting an image to the website, make sure to rename the file using the following format. This allows the Virtual Show Managers to easily place your image in the correct Class, track ownership and organize them easily.

**Class - A: Cultivars**


- 1) **Cultivar name**
  - Use the name found in the Peony Registry with no extra marks
- 2) **...** (3 dot separation)
  - This is used to simply separate the Cultivar name from the Nickname
- 3) **Nickname**
  - This used to identify the submitting member and should be **used for all images submitted**. A short identifying name is best which is unique for display purposes.

**File Examples:**




**Classes - B: Arrangements and Bouquets; C: Full Plant; D: Garden; E: Human Interest; F: Artistic; G: Outside the Box; I: Classic Covers**

- 1) **Title**
  - The title should be unique and of your own invention which you believe fits the image
- 2) **...** (3 dot separation)
  - This is used to simply separate the Cultivar name from the Nickname
- 3) **Nickname**
  - This used to identify the submitting member and should be **used for all images submitted**. A short identifying name is best which is unique for display purposes.



**Class - H: Seedlings**

- 1) **Seedling number or Garden name or Code**
  - This is how the seedling is identified in your garden. If you don't have an identifying name, number or code please invent one to assign to the image.
- 2) **...** (3 dot separation)
  - This is used to simply separate the Cultivar name from the Nickname
- 3) **Nickname**
  - This used to identify the submitting member and should be **used for all images submitted**. A short identifying name is best which is unique for display purposes.



**Class Description Details**

**Class A: “Cultivars”**

“Cultivars” are named and registered peonies. Any peony found in the Peony Registry is eligible for this class. Images should be of one or two flowers. Peony Registry may be found [HERE](#). If the cultivar name is not found in the Peony Registry, it is unregistered and should be entered in Class H: “Seedlings”. See “About File Names...Easy as 1 – 2 – 3” for before submitting images.

**Class B: “Arrangements and Bouquets”**

“Arrangements and Bouquets” may include any peony flower or part and need not be identified by a cultivar name. Arrangements and Bouquets may include other plant material and accent materials, but must include peonies. See “About File Names...Easy as 1 – 2 – 3” for before submitting images.

**Class C: “Full Plant”**

“Full Plant” images show the entire plant/clump, from ground to top of plant) as grown in the garden, field or container. Any peony is eligible for this class. If it is a Registered Cultivar, it may be title as such. See “About File Names...Easy as 1 – 2 – 3” for before submitting images.

**Class D: “Garden”**

“Garden” images are of peonies growing in the garden or field and may include other kinds of plants. See “About File Names...Easy as 1 – 2 – 3” for before submitting images.

**Class E: “Human Interest”**

“Human Interest” images are peony related and may include other animals, plants, natural structures and other engaging items. Examples may include: insects, dogs/cats, unique flower parts, roots, stems, snow & weather, etc... See “About File Names...Easy as 1 – 2 – 3” for before submitting images.

**Class F: “Artistic”**

“Artistic” images are peony related and may include special effects or interesting editing techniques – basically manipulation of an existing image. See “About File Names...Easy as 1 – 2 – 3” for before submitting images.

**Class G: “Outside the Box”**

“Outside the Box” images are something that helps us envision peonies in a different way. Fall foliage, emerging shoots, seeds, peonies on abandoned farmsteads and science related images are all possibilities. See “About File Names...Easy as 1 – 2 – 3” for before submitting images.

**Class H: “Seedlings”**

“Seedlings” images are of flowers of unregistered peonies grown from seed or unregistered peonies (not found in the Peony Registry) by the submitting Member. Images should be of one or two flowers. See “About File Names...Easy as 1 – 2 – 3” for before submitting images.

**Class I: “Classic Covers”**

“Classic Covers” are any peony related images which are considered feature images, worthy of being placed on the cover of a book or publication. Images are **higher** than wide and provide the viewer with any of a number of interpretations, much like you might see on the covers of The Bulletin. See “About File Names...Easy as 1 – 2 – 3” for before submitting images.

## **Awards and Honors**

### **Grand Champion Image**

Best Peony or Related Image in Show

- Featured in future [Bulletin & Website](#)
- American Peony Society specialty item

### **Reserve Champion Image**

Reserve Peony or Related Image in Show

- Featured in future [Bulletin & Website](#)
- American Peony Society specialty item

### **Best “Cultivar” Image**

- Pictured in future [Bulletin & Website](#)

### **Best “Arrangement and Bouquet” Image**

- Pictured in future [Bulletin & Website](#)

### **Best “Full Plant” Image**

- Pictured in future [Bulletin & Website](#)

### **Best “Garden” Image**

- Pictured in future [Bulletin & Website](#)

### **Best “Human Interest” Image**

- Pictured in future [Bulletin & Website](#)

### **Best “Artistic” Image**

- Pictured in future [Bulletin & Website](#)

### **Best “Outside the Box” Image**

- Pictured in future [Bulletin & Website](#)

### **Best “Seedlings” Image**

- Pictured in future [Bulletin & Website](#)

### **Best “Classic Cover” Image**

- Pictured in future [Bulletin & Website](#)

Classes may be awarded with a Reserve and other placements where appropriate.